

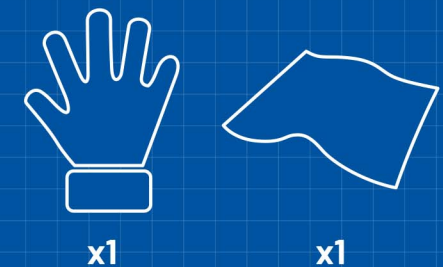
KEEP MOTORBIKE PRIMED FOR BETTER PERFORMANCE

GET THE TIPS

MOTORCYCLE



WHAT YOU NEED




Scan For More Info

**WD-40**

INSTRUCTIONS

1.



Degrease the chain, spray a generous amount of WD-40 Specialist Machine & Engine Degreaser, let it sit for 2-3 mins and wipe away.

2.




Grab the WD-40 Specialist Chain Lube and spray onto the inner side of the chain, and manually spin the rear tyre as you spray. Wipe excess away with clean cloth.

3.



Remove gunk and grime on the brake calipers, without dismantling using the WD-40 Specialist Brake & Parts Cleaner.

4.



For a good upkeep of the motorbike exterior, spray on WD-40 Smart Straw to wipe away grease and protect from rust.

Tip! Keep WD-40® Smart Straw® close to remove moisture from Spark Plug especially during raining seasons and flood. It helps to repel water, prevent corrosion and rusting.

- ① WD-40 SPECIALIST MACHINE & ENGINE DEGREASER +
② WD-40 SPECIALIST CHAIN LUBE + ③ WD-40 SPECIALIST BRAKE & PARTS CLEANER +
④ WD-40 SMART STRAW + MICROFIBRE CLOTH