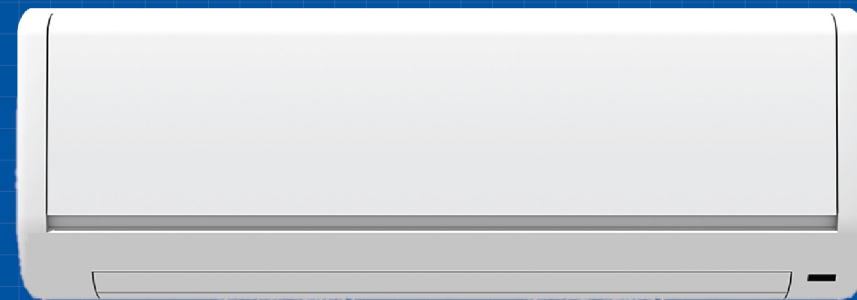


GET COOLER AIR WITH JUST A CLEAN SPRAY FOR AIRCOND

GET THE TIPS AIRCOND




WHAT YOU NEED




x1

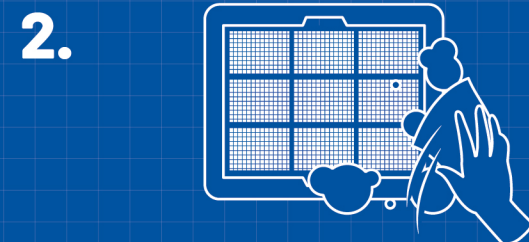
x1



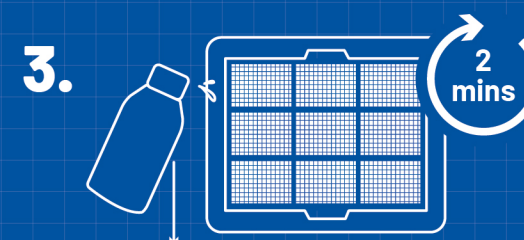
INSTRUCTIONS




Switch off the power from your unit and disconnect the plug. Safety first!




Remove filter and wash away dust.



Spray 3-IN-ONE® Air-conditioner Cleaner on the cooling fins vertically from left to right. Leave it for 2 minutes.



No washing required, put filter back into the original place.



Switch on the air conditioner for 15 minutes to allow dirt to be drained out through the drain hose.

Scan For More Info



3-IN-ONE® AIR-CONDITIONER CLEANER