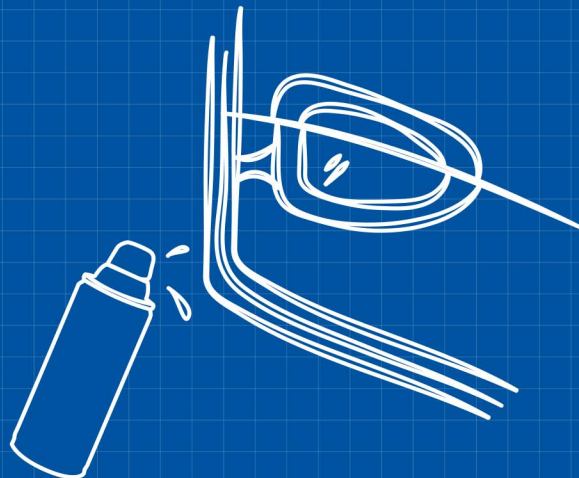


PROTECT CAR RUBBER AND POWER WINDOW SEALS

GET THE TIPS
CAR RUBBER &
POWER WINDOW

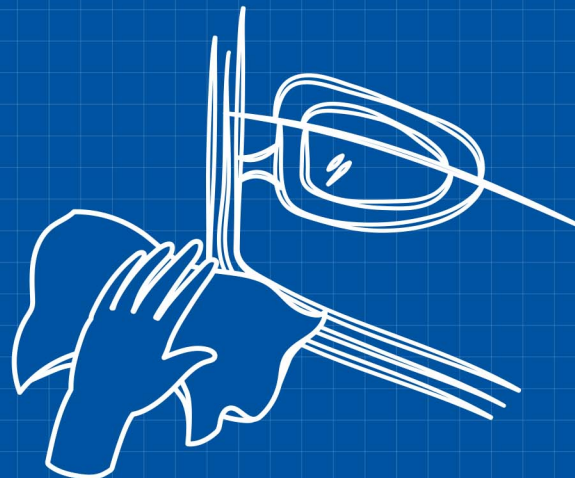
INSTRUCTIONS

1.



Spray the lubricant onto car rubber seals near the windows, doors, and car boot to prevent leakage, keep it shut tight, and prevent crack lines.

2.




Wipe any excess residue to avoid mess.

Also great for: Car rubber, water hose.

WHAT YOU NEED



x1



x1

Scan For More Info

**WD-40****WD-40 SPECIALIST[®] SILICONE + MICROFIBER CLOTH**